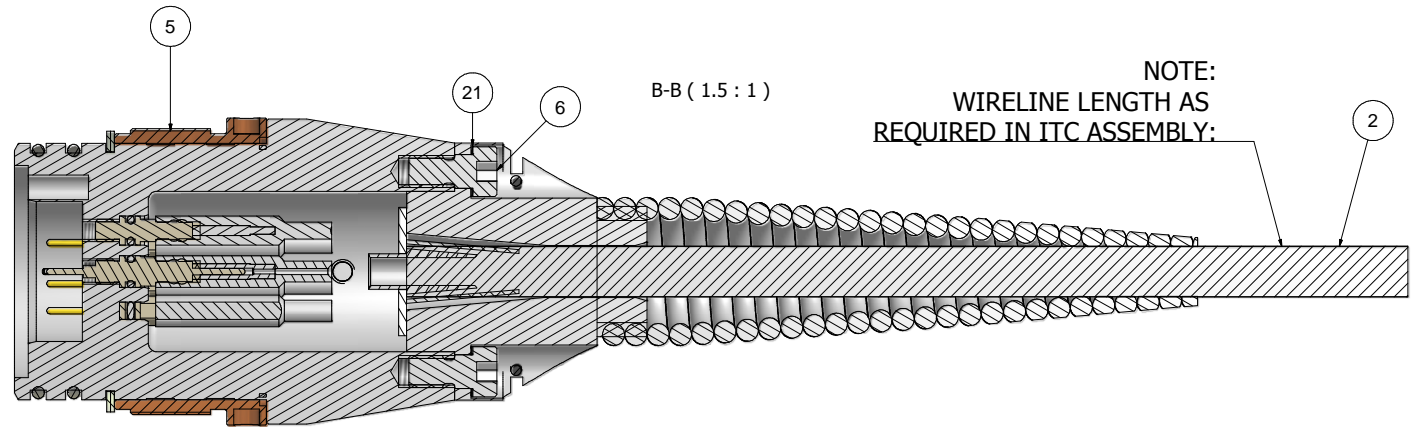
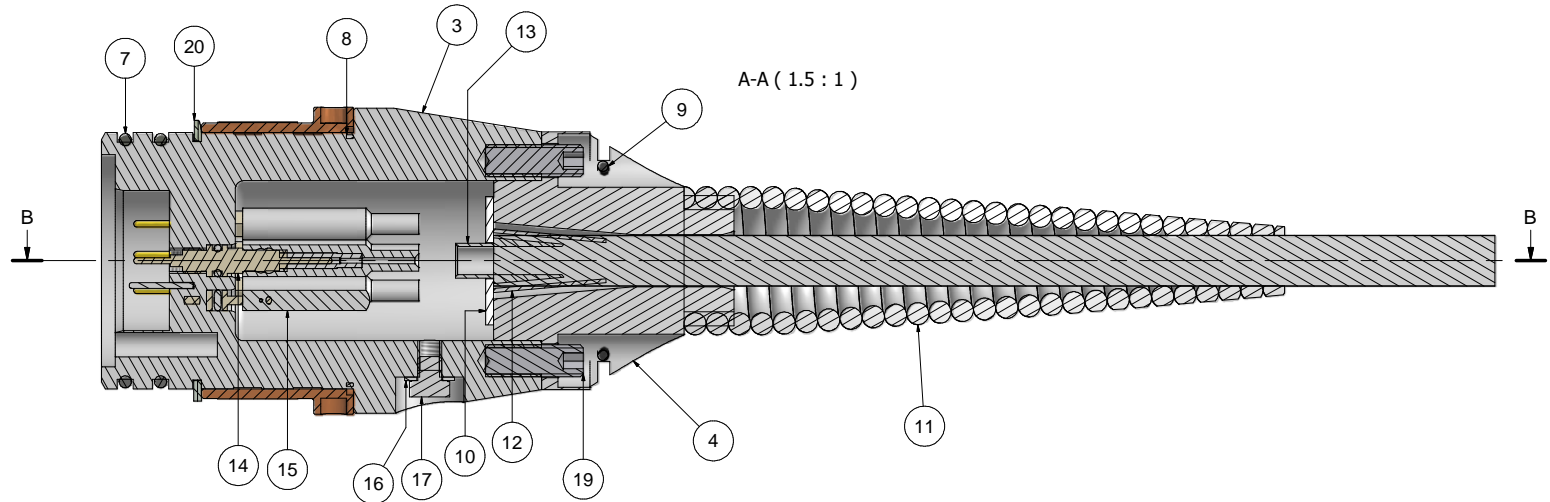
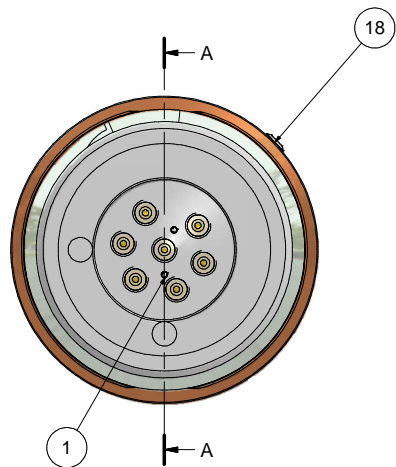


Parts List			
ITEM	QTY	PART NUMBER	DESCRIPTION
1	2	1.5 x 16 Grooved Pin, Full Stainless	ISO 8740 - 1.5 x 16, Full Length Parallel Grooved Pin, Stainless
2	AS REQ	7-H-472K	7 CONDUCTOR ROCHESTER WIRELINE
3	1	ASR-10	CABLE HEAD LOWER
4	1	ASR-13	TAPER BUSH
5	1	ASR-18	ROTATING NUT
6	2	ASR-58	TENSION FAIL BOLTS
7	2	AV017	O-Ring BS4518-0580-30. Use default compound unless specified. Refer to standard list for details.
8	1	AV021	O-Ring BS1806-036. Use default compound unless specified. Refer to standard list for details.
9	1	AV022	O-Ring BS1806-134. Use default compound unless specified. Refer to standard list for details.
10	1	BSR-110	CABLE HEAD CAP WASHER
11	1	BSR-87	CABLE HEAD SPRING
12	1	BSR-88	LARGE TAPER
13	1	BSR-89	SMALL TAPER
14	7	C008	K25 CONNECTOR. Use default manufacturer unless specified. See standard sheet for information.
15	7	C009	K25 boot kit (boot + contact)
16	1	M6 Form A Bright Washer	BS4320 M6 Form A Bright Washer
17	1	M6 x 6 Hex Head	M6 x 6 Stainless Hexagon Head Screw
18	1	M6 x 6 Set Screw, Cup	DIN916 M6 x 6 Hexagon Socket Set Screw, Cup Point, Stainless
19	2	M8 x 25 Set Screw, Cup	DIN916 M8 x 25 Hexagon Socket Set Screw, Cup Point, Stainless
20	1	SR010	Smalley Ring WST 250 S02
21	2	W61370R Wave Spring Washer	Wave Spring Washer ID8.89, OD12.5 SpringMasters W61370R. Stainless.

NOTE: In this drawing the lower cable head is fitted with two weak point screws (item 6). Depending upon the required weak point setting and customer internal policies the head may be fitted with 2, 3 or 4 weak point screws. See the Geochain Service manual for more information on weak point selection.



NOTE:
WIRELINE LENGTH AS
REQUIRED IN ITC ASSEMBLY:



ISSUE RECORD	
ISSUE	CHANGE
02	Template updated and name changed from 01.6 v13 to current. BOM updated. LT20091201
03	Wireline quantity adjusted to "as req". Comment added "length as required in ITC assembly". 2nd ground pin moved back into position. LT20091202
04	Weak point screw comment added as per DCR-10-41. LT20100301
05	Wave spring washer added under ASR-58 heads. DCR-10-69. LT20100319

AUTHOR	CHECKER	APPROVER	NOTES:	TOLERANCES	MATERIAL	PART NAME
G. Tubridy	L. Tattersall	L. Tattersall	ALL DESIGNS, DRAWINGS AND IMAGES SHOWN ARE THE PROTECTED COPYRIGHT AND INTELLECTUAL PROPERTY OF AVALON SCIENCES LTD, AVALON HOUSE, BANCOMBE ROAD, SOMERTON, TA11 6SB All dimensions in standard SI units unless specified, (mm/deg) All burrs and sharp edges should be removed Drawings in 3rd angle projection	All tolerances unless specified are: 0. ± 0.2 0.0 ± 0.1 0.00 ± 0.05 0.000 ± 0.01 Angles ± 15°		CABLE HEAD LOWER GA
NAME					CONDITION	PART NUMBER
DATE	31/08/2004	19/03/2010	19/03/2010		FINISH	ASR-14L
				Surface Finish 1.8µm unless specified		ISSUE
						05

