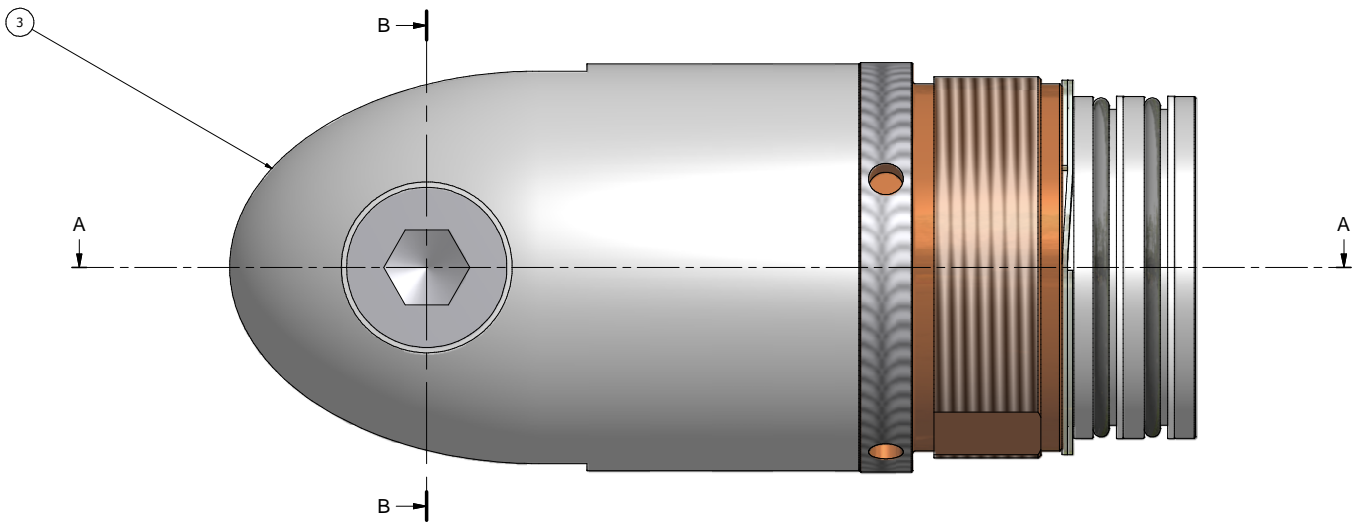
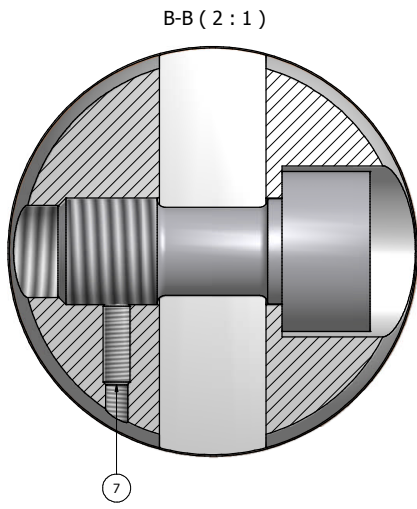
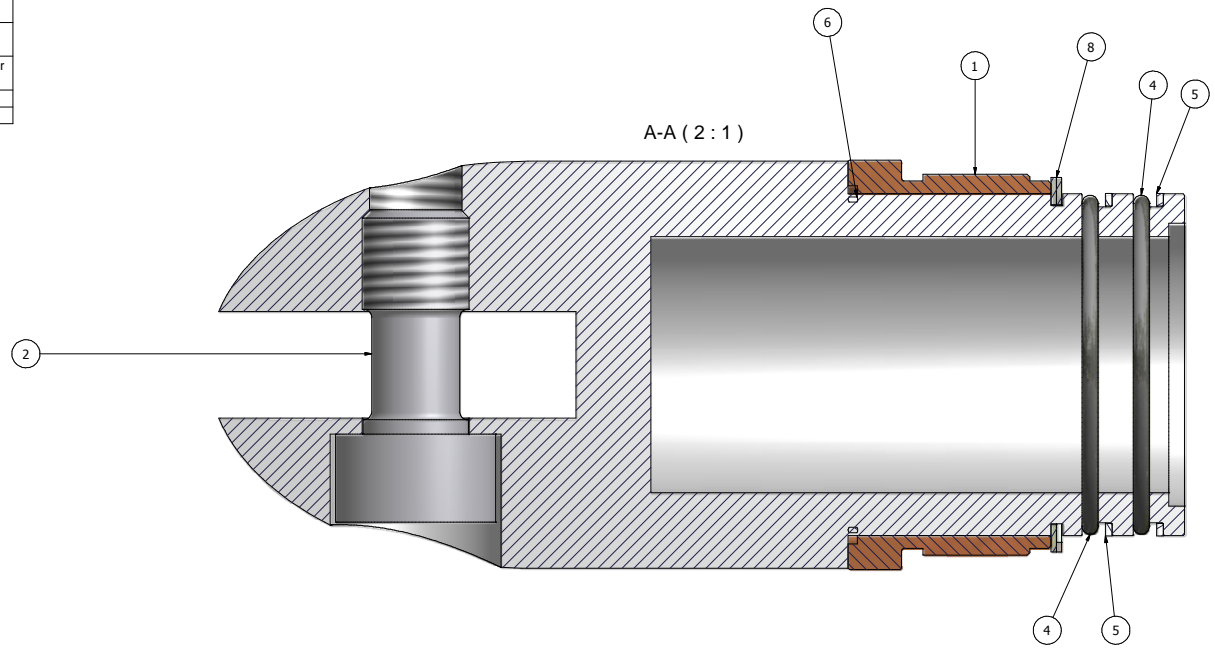


Parts List			
ITEM	QTY	PART NUMBER	DESCRIPTION
1	1	ASR-18	ROTATING NUT
2	1	ASR-HP193A	Modified M20 x 40 Cap Screw
3	1	ASR-HP193	HP NOSE CONE Mk2
4	2	AV017	O-Ring BS4518-0580-30. Use default compound unless specified. Refer to standard list for details.
5	2	AV017 BU	58x3 Back-Up. Use default compound unless specified. Refer to standard list for details.
6	1	AV021	O-Ring BS1806-036. Use default compound unless specified. Refer to standard list for details.
7	1	M5 x 16 Set Screw, Cup	DIN916 M5 x 16 Hexagon Socket Set Screw, Cup Point, Stainless
8	1	SR010	Smalley Ring WST 250 S02



ISSUE RECORD	
ISSUE	CHANGE
02	Template updated and name changed from 01.2 v8 to current. BOM updated. LT20091204

AUTHOR	CHECKER	APPROVER	NOTES:	TOLERANCES	MATERIAL	PART NAME	NOSE CONE Mk2 GA
G. Tubridy	T. Burt	L. Tattersall	ALL DESIGNS, DRAWINGS AND IMAGES SHOWN ARE THE PROTECTED COPYRIGHT AND INTELLECTUAL PROPERTY OF AVALON SCIENCES LTD, AVALON HOUSE, BANCOMBE ROAD, SOMERTON, TA11 6SB All dimensions in standard SI units unless specified, (mm/deg) All burrs and sharp edges should be removed Drawings in 3rd angle projection	All tolerances unless specified are: 0. ± 0.2 0.0 ± 0.1 0.00 ± 0.05 0.000 ± 0.01 Angles ± 15° Surface Finish 1.8µm unless specified		ASR-HP89	
DATE	13/05/2005	04/12/2009	04/12/2009		CONDITION	ISSUE	02